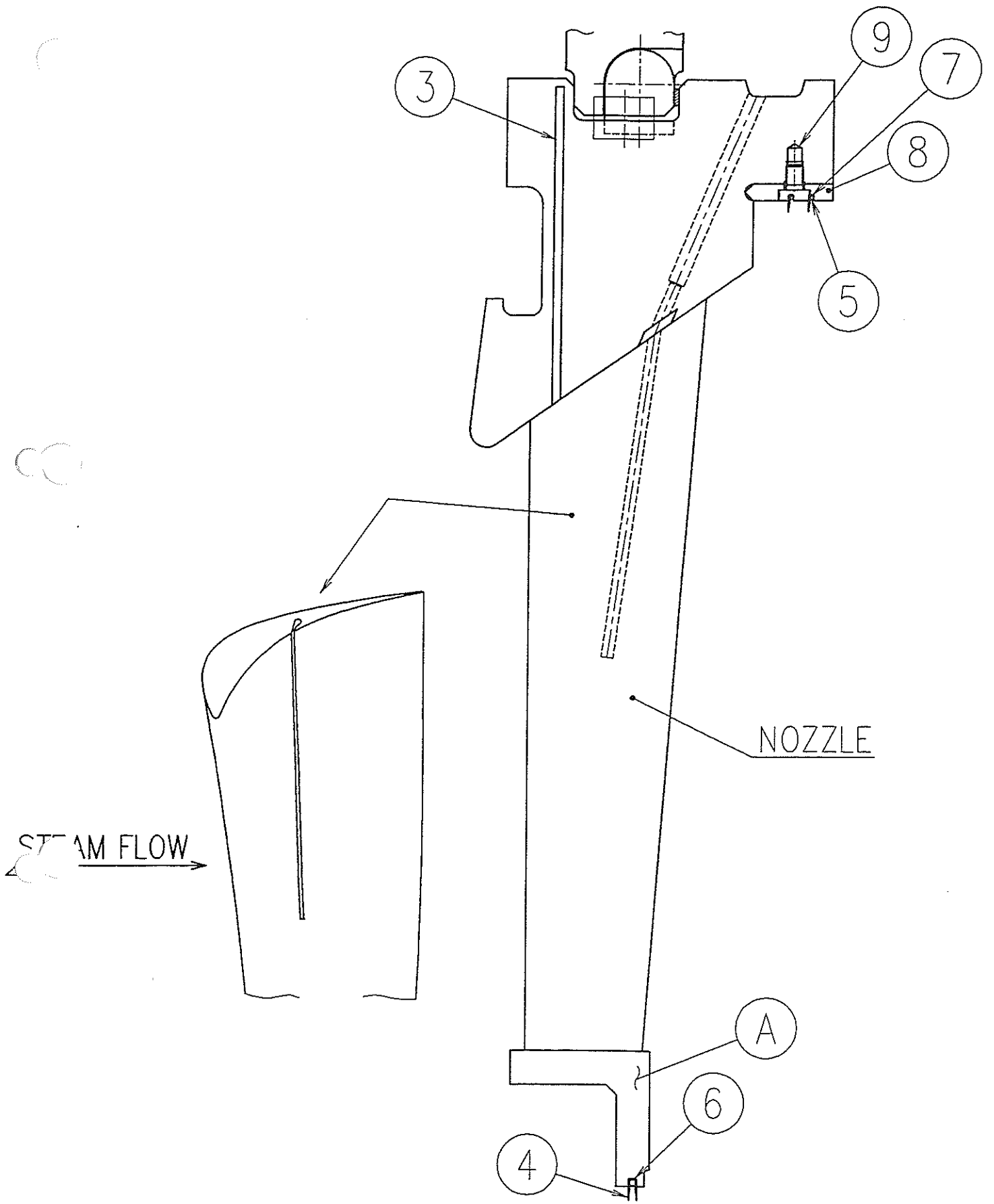


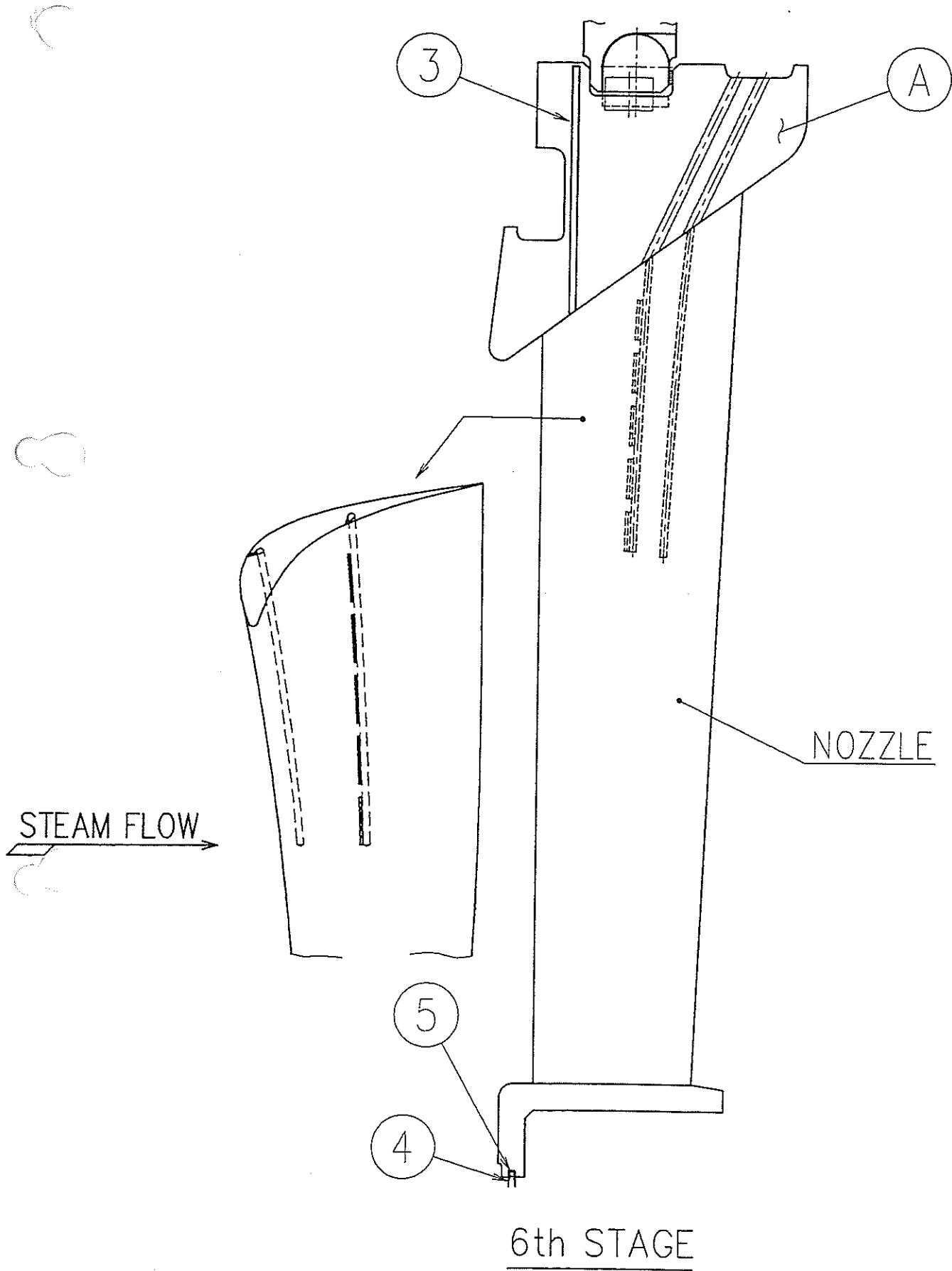


Assembly drawing No.	Marks	Item No.	Item name
N26-R10-3566-A (4th stage)	A	IM-N26-R10-3566-A	4th stage diaphragm ass'y
	⑥	IM-N26-R10-3566-6	Horizontal joint key
	⑦	IM-N26-R10-3566-7	Horizontal joint key
	⑧	IM-N26-R10-3566-8	Liner
	⑨	IM-N26-R10-3566-9	Set screw
	⑪	IM-N26-R10-3566-11	Seal strip
	⑫	IM-N26-R10-3566-12	Locking strip
	⑬	IM-N26-R10-3566-13	Seal strip
	⑭	IM-N26-R10-3566-14	Seal strip
	⑮	IM-N26-R10-3566-15	Set screw
	⑯	IM-N26-R10-3566-16	Set screw
N26-R10-3568-A (5th stage)	A	IM-N26-R10-3568-A	5th stage diaphragm ass'y
	③	IM-N26-R10-3568-3	Horizontal joint key
	④	IM-N26-R10-3568-4	Seal strip
	⑤	IM-N26-R10-3568-5	Seal strip
	⑥	IM-N26-R10-3568-6	Locking strip
	⑦	IM-N26-R10-3568-7	Locking strip
	⑧	IM-N26-R10-3568-8	Liner
	⑨	IM-N26-R10-3568-9	Set screw
N26-R10-3570-A (6th stage)	A	IM-N26-R10-3570-A	6th stage diaphragm ass'y
	③	IM-N26-R10-3570-3	Horizontal joint key
	④	IM-N26-R10-3570-4	Seal strip
	⑤	IM-N26-R10-3570-5	Locking strip
N26-R10-4137-A	A	IM-N26-R10-4137-A	Diaphragm assembly in casing
	①	IM-N26-R10-4137-1	Horizontal support key(1st, 2nd)
	②	IM-N26-R10-4137-2	Horizontal support key(3rd, 4th)
	③	IM-N26-R10-4137-3	Horizontal support key(5th)
	④	IM-N26-R10-4137-4	Horizontal support key(6th)
	⑤	IM-N26-R10-4137-5	Center guide key(1st, 2nd)
	⑥	IM-N26-R10-4137-6	Center guide key(3rd, 4~6th)
	⑦	IM-N26-R10-4137-7	Hexagon head bolt(1st, 2nd)
	⑧	IM-N26-R10-4137-8	Hexagon head bolt(3rd, 4,5th)
⑨	IM-N26-R10-4137-9	Hexagon head bolt(6th)	
N26-R10-4133-A1 (1st stage)	A	IM-N26-R10-4133-A1	1st stage blade ass'y
N26-R10-3697-A15 (2nd stage)	A	IM-N26-R10-3697-A15	2nd stage blade ass'y
N26-R10-3615-A2 (3rd stage)	A	IM-N26-R10-3615-A2	3rd stage blade ass'y
N26-R10-3521-A (4th stage)	A	IM-N26-R10-3521-A	4th stage blade ass'y
N26-R10-3522-A (5th stage)	A	IM-N26-R10-3522-A	5th stage blade ass'y
N26-R10-3523-A (6th stage)	A	IM-N26-R10-3523-A	6th stage blade ass'y

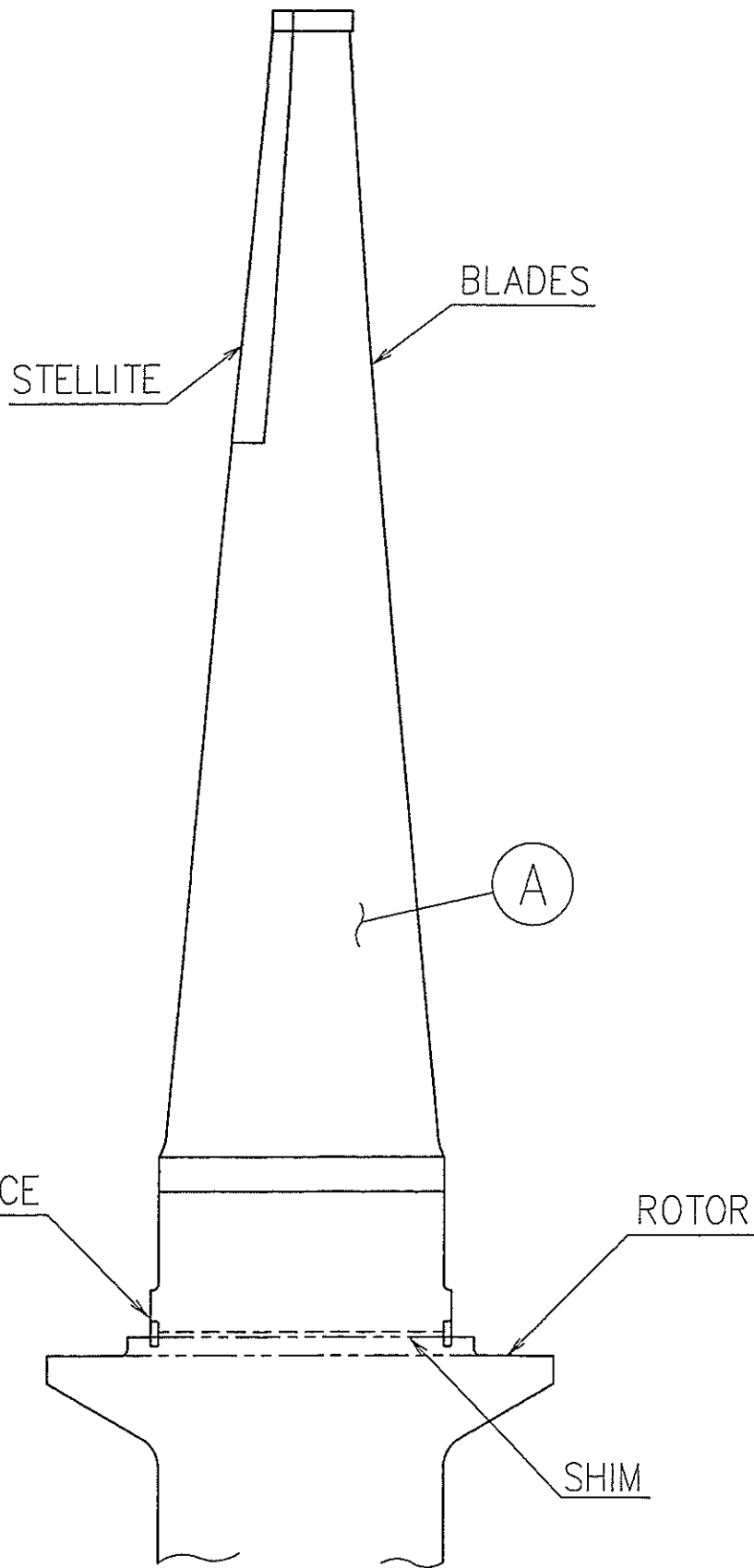


5th STAGE

IM-N26-R10-3568



IM-N26-R10-3570



5th STAGE

IM-N26-R10-3522-A

